



Quick Reference Guide

Please leave with boat

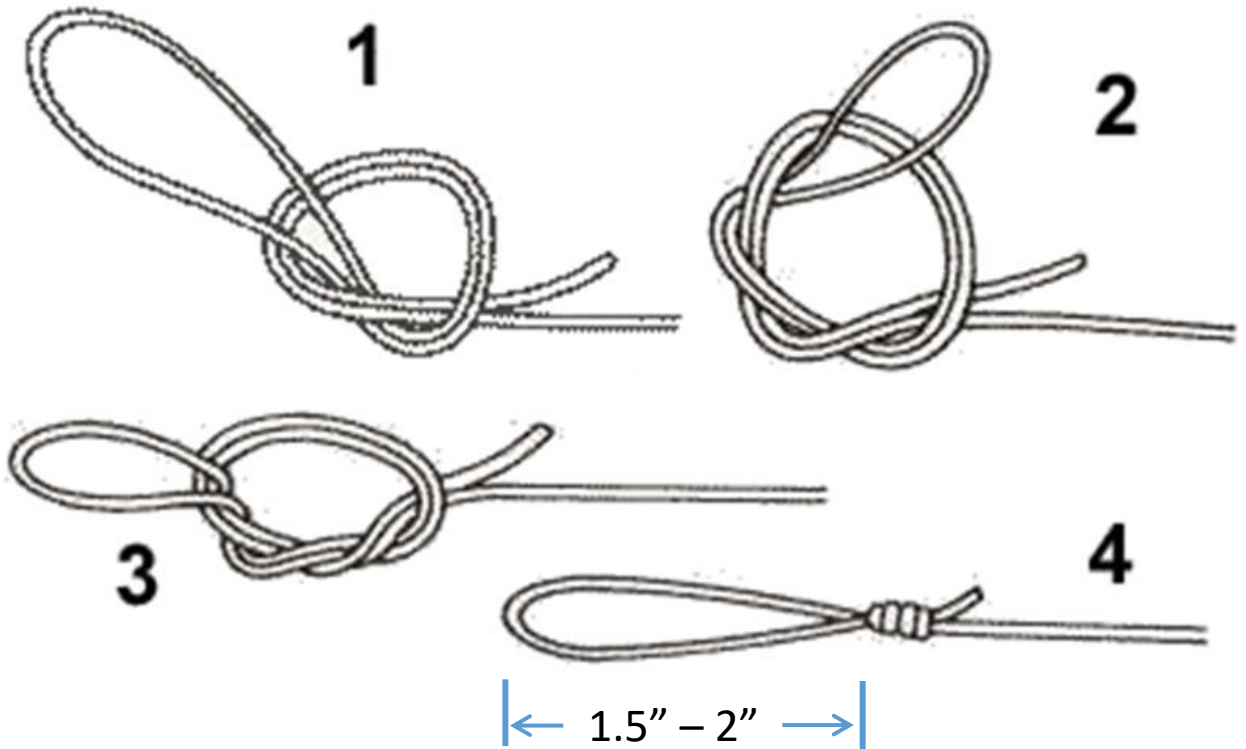


Important Information

- **Lodge contacts:**
 - Mark - 907-723-6000
 - Kristina - 907-723-8772
- **Injuries:** Report ALL injuries to Kristina.
- **Boat Curfew:**
 - Monday-Thursday: 5:30am* to 8:00pm*
 - Friday: 5:30am* to 5:00pm
 - *Hours adjust as daylight decreases.
- **Alcohol:** Please drink responsibly. Open container laws apply to boats in Alaska.
- **Guest radio channel:** 78A
 - Not monitored by the lodge.
- **Wildlife:** Do not approach within 300 feet of any wildlife.
- **Engine Troubles:** Turn the engine off and contact Mark (907-723-6000)
 - Fishing or anchor line gets in the prop.
 - The engine starts making strange noises.
- **Protect your reel:** Please use your thumb to stop the spool before engaging the free spool lever.
- **Protect your rod:** Remove tackle when not fishing and before your travel.
- **Rockfish Release Tool:** Located in the tackle box.

Tying Knots

The **Surgeon's Loop** knot is used for all tackle.



Double the end of the Surgeon's Loop when rigging tackle to increase strength.

Fishing Regulations

- **Limit Summary** (subject to change):
 - Silver, Chum, Red & Pink – 6 of each per day, over 16”.
 - Kings – 28” minimum, see current regulations for season and limit.
 - Halibut – 2/day, no size restrictions.
 - Pacific Cod – no limit
- **Rockfish** (subject to change):
 - Pelagic – 3/day in combination
 - Black, Dark, Deacon, Dusky, Widow, & Yellowtail
 - Slope Rockfish – 1/day total
 - Demersal Rockfish – Seasonal 1/day, annual limit, record on license.
- Download the app or scan the QR code for current regulations.



Scan the QR code to
download the
ADF&G Mobile
App today!



Halibut Length/Weight/Yield

Length (inches)	Whole (lbs)	Yield (lbs)
20	2.5 - 3	1 - 1.5
21	3 - 4	1 - 1.5
22	3.5 - 4.5	1.5 - 2
23	4 - 5	1.5 - 2
24	4.5 - 6	2 - 2.5
25	5 - 6.5	2 - 3
26	5.5 - 7.5	2.5 - 3.5
27	7 - 9	3 - 4
28	7 - 10	3 - 4
29	8 - 11	4 - 5
30	9 - 12	4 - 6
31	10 - 14	5 - 6
32	11 - 15	5 - 7
33	13 - 17	6 - 8
34	14 - 19	6 - 9
35	15 - 21	7 - 10
36	17 - 23	8 - 11
37	18 - 25	9 - 12
38	20 - 27	9 - 13
39	22 - 30	10 - 14
40	23 - 32	11 - 15
41	25 - 35	12 - 17
42	27 - 38	13 - 18
43	30 - 41	14 - 20
44	32 - 44	16 - 22

Length (inches)	Whole (lbs)	Yield (lbs)
45	34 - 45	17 - 23
46	37 - 51	18 - 25
47	39 - 55	20 - 27
48	42 - 59	21 - 29
49	45 - 63	23 - 31
50	48 - 67	24 - 34
51	51 - 72	26 - 36
52	55 - 77	28 - 39
53	58 - 82	30 - 42
54	62 - 87	32 - 44
55	66 - 93	34 - 47
56	70 - 98	36 - 50
57	74 - 104	38 - 54
58	78 - 111	40 - 57
59	83 - 117	43 - 61
60	87 - 124	45 - 64
61	92 - 131	48 - 68
62	97 - 138	51 - 72
63	102 - 146	54 - 76
64	108 - 153	57 - 81
65	113 - 161	60 - 85
66	119 - 170	63 - 90
67	125 - 179	67 - 95
68	131 - 188	70 - 100
69	138 - 197	74 - 105
70	144 - 207	77 - 111

Halibut & Flounder

Halibut



Keep

Skin

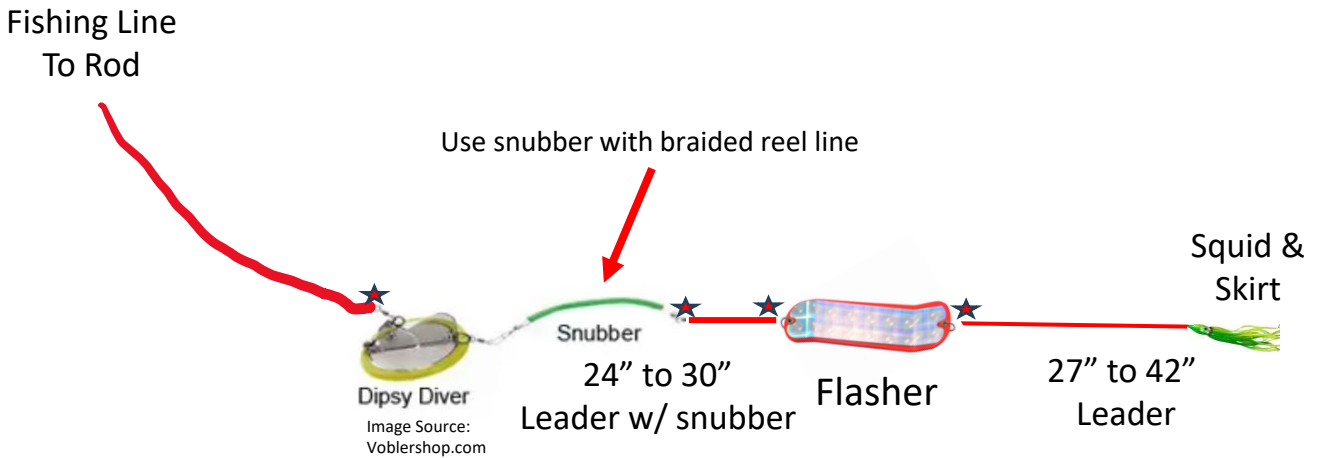
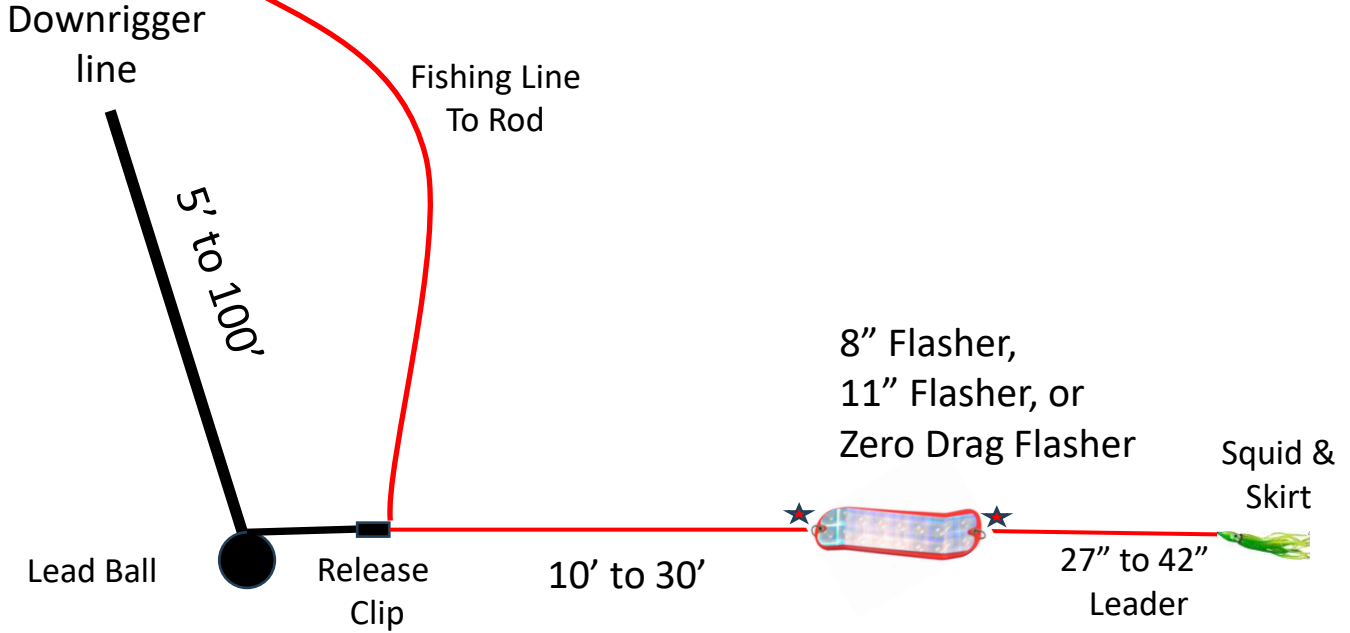
Arrow Tooth Flounder



Toss

**Sharp Teeth
Pointed Mouth
Scales
Inedible**

Salmon Fishing



★ Add swivels to attach weights/flashers/hooks to line

Salmon Fishing

Shallow Fishing

8' to 25'

Fishing Line
To Rod

4 to 16 oz
Lead Weight

8" Flasher or
Zero Drag Flasher

Squid &
Skirt

24" to 30"
Leader

27" to 42"
Leader

Fishing Line
To Rod

Top Water Fishing

Near the surface

Lure

50' to 120'

OR

Fishing Line
To Rod

50' to 120'

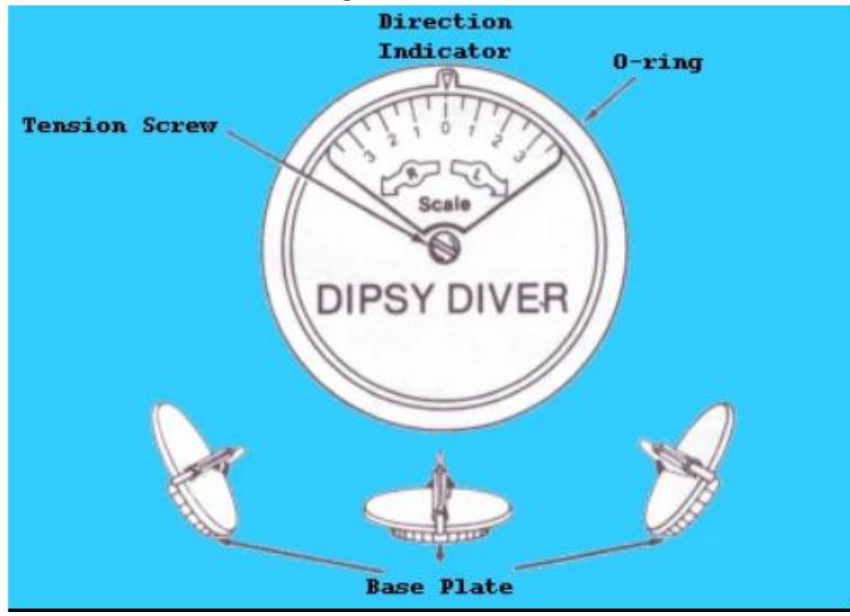
Zero Drag Flasher

Squid &
Skirt

27" to 42"
Leader


★ Add swivels where appropriate

Dipsy Diver



#3 MAGNUM DIPSY DIVER® DEPTH CHART

The amount of line needed to reach a desired depth is shown under each base plate setting using 20# monofilament line. Depths achieved are without using "0" ring.

		BASE PLATE SETTING			
		0	1	2	3
		AMOUNT OF "LINE OUT", IN FEET, TO REACH DESIRED TROLLING DEPTH			
DESIRED DEPTH	20'	25	27	30	32
	30'	40	48	55	60
	40'	56	68	80	85
	50'	80	88	95	110
	60'	100	110	120	140
	80'	140	155	175	195
	100'	180	195	220	250

Depth chart readings are based on troll speed of 2.5 to 3.0 MPH using 20-lb. mono. Trolling depth achieved will increase or decrease by 10% for each one MPH faster or slower. Line diameter and lure or attractor drag can also affect depth reached. The *Dipsy Diver* will reach greater depths when used with wire line or line that has a smaller diameter, such as any super braid, etc.

Remove the plastic ring before using for greater depth.

For more information, scan the QR code.



Identifying King Salmon



Size –MINIMUM OF 28 INCHES.

USE BOTH METHODS

1. Jaw – solid lower black mouth and gum line.

&

2. Tail – silver foil in tail; often has precise black spots.



King vs. Pink



King

Silver tail with small black spots.




Pink

Little or no silver tail with oval black spots.




Salmon Gum Lines


King (Black)




Silver (White gums)



Pink (Mixed colors)



Chum
(Mixed colors, big front teeth)
(Large pupil to eye ratio)



Silver vs. Chum

Silver

- White gum line



Chum

- Big front teeth
- Big pupil to iris ratio
- Watermark stripes



Pelagic Rockfish



Check current
limits here



Dusky Rockfish (*Sebastes variabilis*)

ID: Golden yellow, greenish brown, or dark gray coloration with a pink belly.



Dark Rockfish (*Sebastes ciliatus*)

ID: Black to dark blue coloration uniform across body. Head spines typically absent.

When in doubt, take a picture and let it go!

Pelagic Rockfish



Check current
limits here



Black Rockfish (*Sebastes melanops*)

ID: Dark gray to black coloration with light gray mottling across body and black mottling on dorsal fin. White to lightly colored belly.



Yellowtail Rockfish (*Sebastes flavidus*)

ID: Greenish brown to dark brown coloration. Edge of tail fin yellowish. Scales have orange-brown speckles.

When in doubt, take a picture and let it go!

Pelagic Rockfish



Check current
limits here



Widow Rockfish (*Sebastes entomelas*)

ID: Goldish brown, brass, to dusky coloration. Small head spines.



Deacon Rockfish (*Sebastes diaconus*)

ID: Gray blue to dark brown coloration with speckling across body. 2 stripes around eyes and striping along head.

When in doubt, take a picture and let it go!

Common Slope Rockfish

Check current
limits here



Redstripe Rockfish (*Sebastes proriger*)

ID: Light red mottled coloration. Distinct red stripe along lateral line. Lips blackened.



Rougheye Rockfish (*Sebastes aleutianus*)

ID: Red coloration with dark blotches. 2-10 spines along lower rim of eye.

When in doubt, take a picture and let it go!

Common Slope Rockfish



Check current
limits here



Shortraker Rockfish (*Sebastes borealis*)

ID: Pink to orangish-red with all fins having some black coloration. Short gill rakers tipped with small knobs.



Silvergray Rockfish (*Sebastes brevispinis*)

ID: Dark gray, green to brown on back with silverish sides. White to pink belly. Lips dark and lower jaw longer than upper jaw.

When in doubt, take a picture and let it go!

Common Slope Rockfish¹



Check current
limits here



Vermillion Rockfish (*Sebastes miniatus*)

ID: Dark red, orange, brown, or yellow coloration mottled with gray. Red mouth, orange stripes radiate from eye, and underside of jaw rough.



Redbanded Rockfish (*Sebastes babcocki*)

ID: Pink to red coloration with 4 dark red vertical stripes along body. 1 stripe radiates from each eye.

When in doubt, take a picture and let it go!

Common Demersal Rockfish



Check current
limits here

Quillback Rockfish (*Sebastes maliger*)

ID: Brown coloration with yellow to orange blotches. 1st dorsal fin with yellow streak. Deeply incised dorsal fin membrane.



Yelloweye Rockfish (*Sebastes ruberrimus*)

ID: Orange red to orange yellow coloration with black on fin edges. Bright yellow eye. Light band on lateral line.

When in doubt, take a picture and let it go!

Common Demersal Rockfish



Check current
limits here



China Rockfish (*Sebastes nebulosus*)

ID: Blue and black body mottled with yellow and a distinct yellow stripe from the 3rd and 4th dorsal spine down along the lateral line



Copper Rockfish (*Sebastes caurinus*)

ID: Greenish brown to copper with pink or yellow blotches. White on sides of body and belly. Dorsal fins are dark colored with some white.

When in doubt, take a picture and let it go!

Common Demersal Rockfish



Check current
limits here



Tiger Rockfish (*Sebastes nigrocinctus*)

ID: Pink to white coloration with 5 red, brown, purple or black vertical stripes. Elongated head with lots of spines.

When in doubt, take a picture and let it go!

Other Common Fish

Marine Sculpin



Throw it back.

Be careful of sharp horns on the head.

Grab it by the lip, they have sandpaper for teeth.

Pacific Cod



Barble under the chin.

No limit.

Other Common Fish

Sablefish or Black Cod



Special limits.
Record on your license.

Lingcod



Seasonal – See current regulations
Special limits with size restrictions.
Record on your license.



Kelp Greenling – no limit



When in doubt, take a picture and let it go!

Dungeness Crab

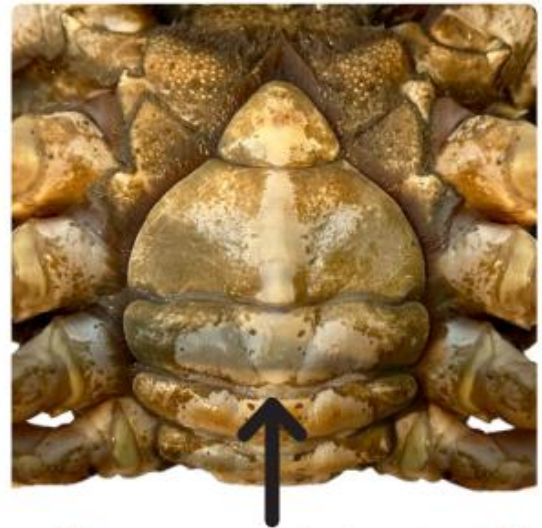
MALE



A narrow triangular abdominal flap covers the underside

FEMALE

NO HARVEST ALLOWED



A wide uneven abdominal flap covers most of the underside

**Harvest only males
greater than or
equal to
6.5 inches**



+6.5 inches

The width of a Dungeness crab is measured as the straight-line distance across the carapace, **excluding** the spines

Scan QR code
for current
regulations.

